

Register for an identity profile

How to register

You now need to have an identity profile to use this service. To get an identity profile, you must register with a certified company that will then try to confirm your identity.

Each certified company has met the security standards set by government. The certified companies are:

- Digidentity
- Experian
- Post Office
- Verizon

You will be asked to provide some form of identification. Your identity needs to be confirmed before you can use a service, because we need to know that you are who you say you are.

After your identity is confirmed, you can sign in with your identity profile and access services online, quickly and securely.

Watch this 60-second video to find out how registration works and what happens next.



► [Read a transcript of the video](#)

Register by choosing a certified company >

Using services on GOV.UK

[Overview](#)

[About registering](#)

[Register now](#)

To access services on GOV.UK

Set up your identity profile

Choose a certified company

You'll be required to give personal information to prove your identity to the certified company of your choice.

This information will be checked against records held by government, banks, and utility companies.

You don't need to already have an account with a certified company, so you can choose from any on the list.

Select the types of personal information you can provide to see the list of certified companies you can register with online.

Using services on GOV.UK

[Overview](#)[About registering](#)[Register now](#)

Step 1




Tick all the identification methods you can use

- ☐ Answering easy identity questions
For example: Who is your mobile provider? or What are the last digits of your bank account number?
- ☐ Passport
- ☐ UK driving licence
- ☐ EU Identity Card
- ☐ Bank account or credit card
You will never be charged
- ☐ Utility bills
An electricity, gas or water bill in your name

Step 2

Choose a certified company

You should first complete step 1.

-  >
-  >
-  >
-  >



2:00 / 6:49



YouTube





1. Create profile

2. Personal details

3. Proof of identity

4. Account security

5. Finish

Create

a Post Office identity profile

The UK government has approved us to provide secure identity profiles for GOV.UK services.

You will be able to use your identity profile to apply for:

- Driving licence
- Passport
- Tax returns

Please create your login details

Email address

janet.hughes@hughes.com

Choose a password

Should contain a mixture of letters, numbers, symbols and be at least 8 characters long.

.....

[Show](#)

Password strength: Strong



2:34 / 6:49





- 1. Create profile
- 2. Personal details
- 3. Proof of identity
- 4. Account security
- 5. Finish

Personal details

Title

First name

This must be your legally recognised name.

Last name

Date of birth

Day

Month

Year

Gender

- ☐ Female
- ☐ Male
- ☐ Not specified

Telephone number



1. Create profile

2. Personal details

3. Proof of identity

4. Account security

5. Finish

Proof of identity

Identity questions

To check your identity we need to securely connect to:

- your bank
- your credit record
- your government records
- your utility suppliers

This information is not stored by Post Office – it is only used to confirm your identity.

[I give permission - continue](#)

[Back to personal details](#)



3:17 / 6:49



YouTube



[1. Create profile](#)[2. Personal details](#)[3. Proof of identity](#)[4. Account security](#)[5. Finish](#)

Proof of identity

Identity questions

The following questions help us make sure it's you and not someone else.

This information will **not** be used for any other purposes. [How do we know this about you?](#)

What are the last 5 numbers from your current account?

- ☐ 17453
- ☐ 92203
- ☐ 01959
- ☐ 29994
- ☐ 22007
- ☐ None of the above / Does not apply

Who is your gas with?

- ☐ British Gas
- ☐ Sainsbury's Energy
- ☐ EDF Energy
- ☐ firstutility
- ☐ None of the above / Does not apply

What are the first two letters of the forename of another person who is on the Electoral Roll at your address?

- ☐ KA
- ☐ CH
- ☐ LE
- ☐ JI
- ☐ None of the above / Does not apply

[Continue](#)

[Back to personal details](#)



3:37 / 6:49



YouTube



1. Create profile

2. Personal details

3. Proof of identity

4. Account security

5. Finish

Proof of Identity

Document checking

To verify your identity, you will need to provide details by copying them from your driving licence or passport.

☐ Driving licence☐ Passport[Continue](#)[Back to identity questions](#)

3:57 / 6:49



YouTube



1. Create profile

2. Personal details

3. Proof of identity

4. Account security

5. Finish

Proof of identity

Copy your Driving Licence details

The details you enter here must **EXACTLY** match your driving licence.



Licence valid from (4a on your licence)

Licence valid to (4b on your licence)

Licence number (5 on your licence)

e.g. ABCDE123456C99LY



4:27 / 6:49



1. Create profile

2. Personal details

3. Proof of identity

4. Account security

5. Finish

Proof of identity

Check your answers EXACTLY match your driving licence.

Licence valid from (4a on your licence)

12-12-1961

Licence valid to (4b on your licence)

12-12-3051

Licence number (5 on your licence)

hugh12345hhyyu

Issue number (the number after your licence number)

1

Are these details exactly as they appear on your licence?

- ☐ Yes
☐ No

By clicking Continue you agree to your information being passed to DVLA and the the relevant counter-fraud services.

Continue

[Back to choose document](#)



4:46 / 6:49



YouTube



1. Create profile

2. Personal details

3. Proof of identity

4. Account security

5. Finish

Account security

Whenever you need to sign in to GOV.UK

You will need to enter a **unique one time security code** sent to your mobile phone.

Enter your mobile number

Send code

[Back to proof of identity](#)



4:54 / 6:49



YouTube



1. Create profile

2. Personal details

3. Proof of identity

4. Account security

5. Finish

Account security

A text message has been sent to: 07231657033

Please use your unique one time code [\(Resend code\)](#)

Enter code

Continue



5:14 / 6:49



YouTube



1. Create profile

2. Personal details

3. Proof of identity

4. Account security

5. Finish

Finish

You successfully registered your Post Office Identity Profile.

A confirmation email has been sent to **johndoe@btinternet.com** with your account details.

What now?

You can now use your Post Office Identity Profile to **sign in to all government services on GOV.UK.**

Sign in to access your government service



5:17 / 6:49



 POST
OFFICE GOV.UK

CERTIFIED

[Back to GOV.UK](#)

Sign in to access GOV.UK

Email address

Password

[Forgotten your password?](#)[Sign in](#)[Cancel](#)

Janet Hughes

GDS



5:29 / 6:49



YouTube





CERTIFIED

[Back to GOV.UK](#)

Sign in

to access GOV.UK

A text message with your unique one time code
has been sent to: xxxxxxxx6462

[Resend unique code](#)

Enter code

Continue



5:30 / 6:49



YouTube



BETA: This is a trial service. Your [feedback](#) will help us to improve it.

Services

View your driving licence

This is the first time you've used GOV.UK to access View your driving licence information.

For security, please help us verify the following details.

Your driver licence number

Verify >



5:33 / 6:49



HD

YouTube



[Home](#) > Your driving licence

Services

Your driving licence

[Your details](#)[What you can drive](#)[Penalty points and disqualifications](#)

Personal Details

Name:	MR GARETH RYLAN BALE
Date of birth:	12 October 1989 (23 years old)
Gender:	Male
Address:	1 MUMBLES CASTLE SWANSEA SA6 1HX

Licence Details

Driving Status:	Full Licence
Valid from:	20 February 2008
Valid until:	20 February 2018
driving licence Number:	BALE9810129GR9AY
Licence Issue Number:	04

[What you can drive](#)

View your current driving entitlements.

[Penalty points and disqualifications](#)

You currently have 0 penalty points.

[For more information on how to update your licence details or renew your driving licence](#)



6:06 / 6:49



YouTube

